




## TECHNICAL DATA SHEET (TDS 08.11.22) SUPREMA Heating Floor LS12 LOW BUILD UP ROUTED INSULATION PANEL FOR THIN SCREEDS



Combination Panel (Pattern 1)  
LS12-PO1

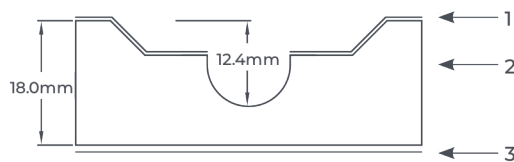


Straights Panel (Pattern 3)  
LS12-PO3



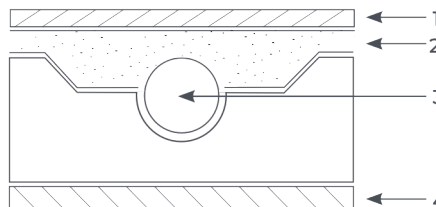
Loop with Flow and Return Channels Panel  
(Pattern 5)  
LS12-PO5

### ROUTED PANEL CROSS SECTION



- 1 – Primer
- 2 – 300kPa XPS insulation
- 3 – Peel off paper gel with high tack gel adhesive

### APPLICATION CROSS SECTION



- 1 – Floor finish
- 2 – Levelling compound
- 3 – 12mm pipe
- 4 – Sub floor

### PRODUCT OVERVIEW

High grade XPS insulation with peel off adhesive backing and a pre primed top surface. Suitable for laying over both flat and level primed concrete/screed or timber floors in new build or retro fit. The panel features pipe channels and diffuser channels to enhance the output. The product is finished with a thin levelling compound to receive your chosen floor finish (8–12mm). There are two panel options, a combination panel or separate straight and loop end panels with flow and return channels.

### PRODUCT TECHNICAL DATA

Material	XPS Extruded Insulation
Compressive Strength (EN 826)	300kPa
Panel dimensions	1200 x 600mm
Thickness	18mm
Panel options	a) Combination panel (P1) b) Separate straights & loops with flow and return channels (P3 + P5)
Pipe centres	150mm
Pipe channels/external pipe diameter	12mm
Panel finish	Pre-primed top & pre-adhered underside with peel off low tack plastic sheeting

### Insulation properties

Regularity (EN 824)	≤ 5
Creep with compression 2% reduction, 1.5% deformation over 50 years (EN 1606)	90kPa
Modules of compressive elasticity (EN 826)	15000kPa
Bulk Density (EN 1607)	32kg/m <sup>3</sup>
Nominal thermal conductivity (EN 13164)	0.034 W/mK
Application Temperature Range	-150 to +75°C
Fire Behaviour (EN 1305-1)	E
Water absorption on long immersion (EN 12087)	≤ 1.0% vol.
Thermal Expansion Coefficient	0.07mm/(mK)

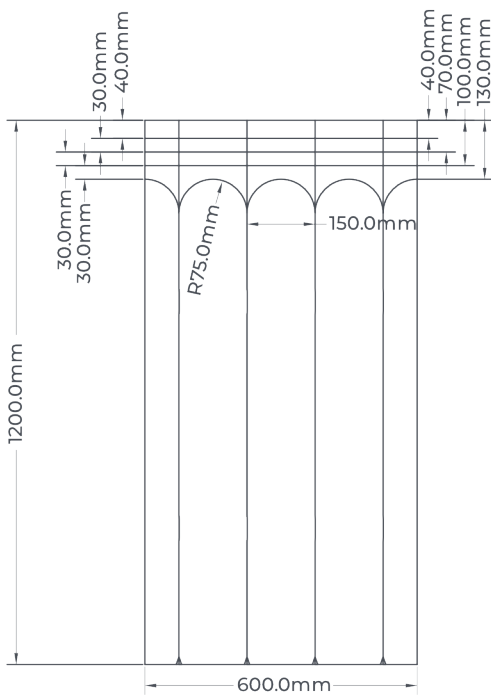
## MATERIAL CREDENTIALS

- 100% recyclable.
- Raw material manufactured in accordance with EN 13164.
- No CFC, HCFC or HFC gases or fire retardants that contain hazardous bromine compounds are used in the manufacturing of the insulation. Neither do any gases, particles or fibres that are hazardous to health evaporate or release from the insulation. Rated M1 for emissions, i.e. the best indoor air quality.

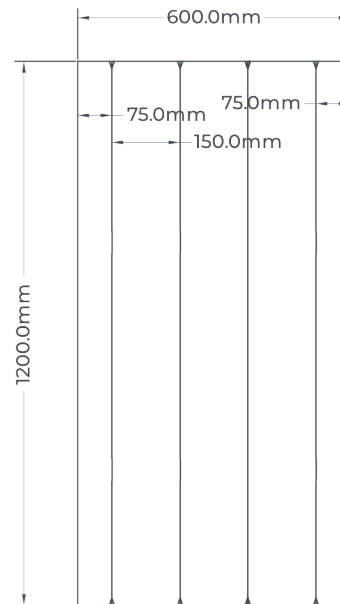
## INSTALLATION GUIDANCE

1. Store panels in a safe dry, weather tight area out of direct sunlight.
2. Ensure that the subfloor is level and free from dust & debris (best practice to use a primer and to refer to the floor finish manufacturers' instructions which should always take precedence).
3. Pull off the low tack plastic sheet from the underside of the panels to reveal the adhesive and bond to the floor following your installation drawing.
4. Once laid use walking boards to protect the panels, especially in areas of high-level foot traffic.
5. Pipe up the panels following your installation drawing.
6. Pressure test the system.

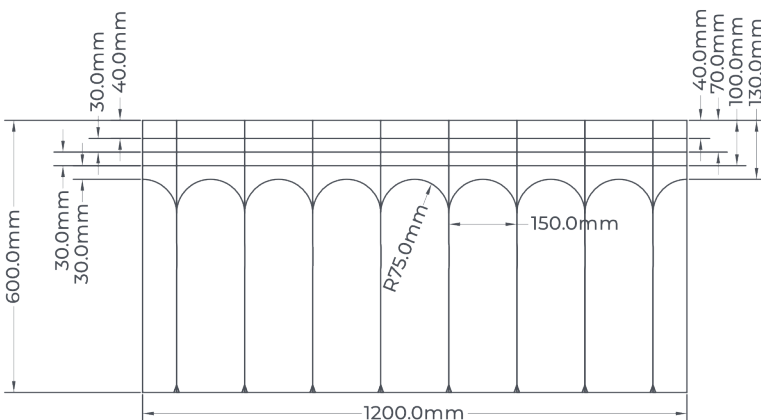
## DETAILS OF PANEL DESIGN OPTIONS



Combination Panel (Pattern 1)



Straights Panel (Pattern 3)



Loop with Flow and Return Channels Panel (Pattern 5)

### PRODUCT TOLERANCE

Panel	
Length	+/-2mm
Width	+/-2mm
Thickness	+/-0.5mm

Channel routed depth	
12mm pipe	-0/+0.3mm